

Planters

Implements

Disc Blades

Tillage  
Tools



# AST

**Mounted Subsoiler Plow**



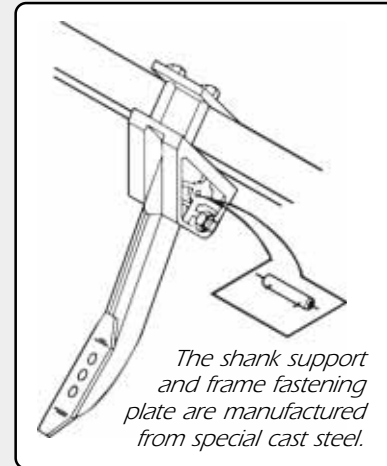
***Working Width  
2 to 8 ft.***



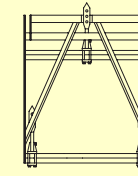
The model **AST** Mounted Subsoiler Plow eliminates soil compaction and plow soles by thoroughly fracturing the soil profile to a depth of 13.3/4". Hardpan surface layers or crust are broken up by high speed scarification of shallow or light soil. Subsoiling after plowing provides increased water absorption and seepage to deeper soil layers. This is beneficial for erosion control and promotes a stronger, healthier plant root system.

### Standard Features:

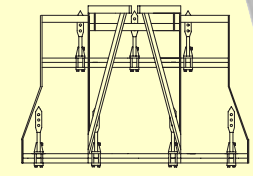
- Heavy duty all-steel structure frame is made of 3.7/8" x 3.7/8" x 3/8" (98 x 98 x 9.5mm) angle bar tubing; reinforced with cross-member bracing.
- Equipped with category II brackets for universal three point lift arrangement.
- All steel, adjustable depth control wheels with scrapers and greasable double-row tapered roller bearings.
- Cast steel subsoiler shanks provided with shear bolt. Reversible and replaceable 16"x 1/2" (406x12.7mm) subsoiler points of special heat treated steel for wear resistance.
- Subsoiler shanks are mounted to the frame by tap bolts and fastening plates which allow easy adjustment on shank spacing.
- All AST model subsoiler plows are equipped with a parking stand.



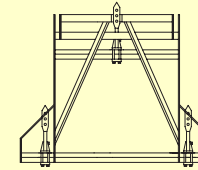
### Frame Models:



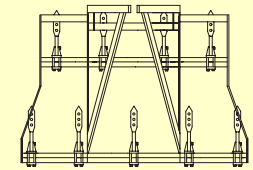
AST 3/3



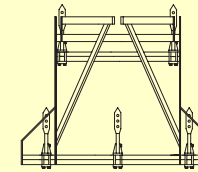
AST 9/7



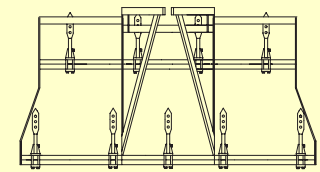
AST 5/3



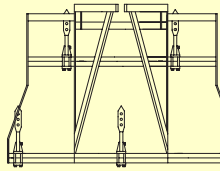
AST 9/9



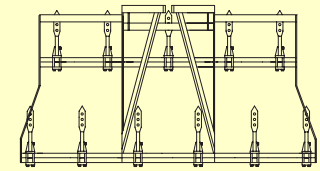
AST 5/5



AST 11/9



AST 9/5



AST 11/11

### Specifications:

Model	Number of Shanks	Working Width ft. in. (mm)	Spacing in. (mm)	Approx. Net Weight lbs (Kg)	Tractor HP Required	
					Superficial	Deep
AST 3/3	03	2' 3" (690)	13.1/2" (345)	642 (292)	40 - 45	55 - 65
AST 5/3	03	5' 1" (1,560)	30.3/4" (780)	730 (332)	40 - 45	55 - 65
AST 5/5	05	5' 1" (1,560)	15.3/8" (390)	858 (390)	55 - 60	70 - 80
AST 9/5	05	6' 7" (2,000)	19.3/4" (500)	1,038 (472)	55 - 60	70 - 80
AST 9/7	07	6' 4" (1,920)	12.1/2" (320)	1,166 (530)	70 - 80	90 - 105
AST 9/9	09	6' 7" (2,000)	10" (250)	1,386 (630)	90 - 105	115 - 130
AST 11/9	09	8' 2" (2,480)	12" (310)	1,553 (706)	90 - 105	115 - 130
AST 11/11	11	8' 8" (2,650)	10" (265)	1,606 (730)	110 - 120	140 - 150

> Approx. depth of cut: up to 15.3/4" (400mm).

Planters

Implements

Disc Blades

Tillage Tools



**MARCHESAN**

MARCHESAN - TATU PRODUCTS

Av. Marchesan, 1979 - P.O. Box 131 - ZIP 15994-900 - Matão-SP-Brazil

Fone: (55) 16 3382-8282 - Fax: (55) 16 3382-1003 / 3382-1009

www.marchesan.com.br

e.mail: tatu@marchesan.com.br

MARCHESAN S.A. reserves the right to improve or modify its products, changing the specifications, without previous notice. - 11/2006 - Edition 02